



THAMES

Heated Towel Rails

www.thamesrails.co.uk



THAMES

Heated Towel Rails

Radox Radiators is delighted to announce that they have taken over the distribution of the Thames range of Heated Towel Warmers.

The range has been in existence for over ten years and has proven itself in terms of its quality and design.



Thames

Henley Straight Rails




Straight rails form the classic ladder rail. All rails have ample space to hang your towels and provide you with warmth when you get out of the shower or bath.

5 Year Guarantee

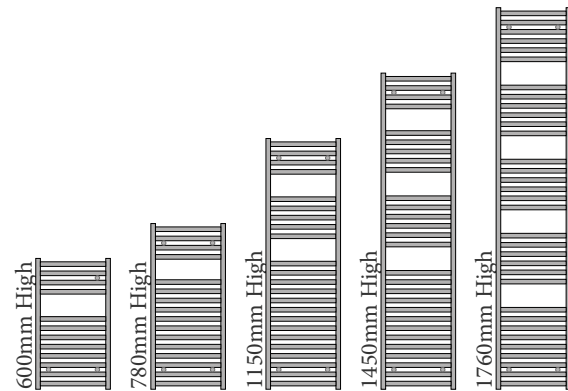
All Electric Available

Dual Fuel Available

Available Finishes




Available Sizes



Corrosion Resistant

25mm Bars



| PRODUCT CODE | FINISH | SIZE (MM) HEIGHT | SIZE (MM) WIDTH | TAPPING CENTRES (MM) | OUTPUT /\T50°C (WATTS/BTU) | DUAL/ELECTRIC | PRICE EX VAT. | PRICE INC VAT. |
|--------------|--------|------------------|-----------------|----------------------|----------------------------|---------------|---------------|----------------|
| HEN3.1150.C | Chrome | 1150 | 300 | 255 | 268/914 | 100W | £107.05 | £128.46 |
| HEN3.1450.C | Chrome | 1450 | 300 | 255 | 333/1137 | 150W | £132.48 | £158.97 |
| | | | | | | | | |
| HEN4.600.C | Chrome | 600 | 400 | 355 | 167/569 | 75W | £55.65 | £66.78 |
| HEN4.1150.C | Chrome | 1150 | 400 | 355 | 328/1118 | 150W | £115.00 | £138.00 |
| HEN4.1450.C | Chrome | 1450 | 400 | 355 | 407/1387 | 150W | £140.43 | £168.52 |
| HEN4.1760.C | Chrome | 1760 | 400 | 355 | 496/1691 | 200W | £160.94 | £193.13 |
| | | | | | | | | |
| HEN5.780.C | Chrome | 780 | 500 | 455 | 264/900 | 100W | £71.76 | £86.11 |
| HEN5.1150.C | Chrome | 1150 | 500 | 455 | 387/1322 | 150W | £102.49 | £122.99 |
| HEN5.1450.C | Chrome | 1450 | 500 | 455 | 480/1638 | 200W | £127.79 | £153.35 |
| HEN5.1760.C | Chrome | 1760 | 500 | 455 | 585/1997 | 250W | £148.05 | £177.66 |
| | | | | | | | | |
| HEN6.780.C | Chrome | 780 | 600 | 555 | 304/1039 | 150W | £78.82 | £94.58 |
| HEN6.1150.C | Chrome | 1150 | 600 | 555 | 447/1526 | 200W | £108.88 | £130.66 |
| HEN6.1450.C | Chrome | 1450 | 600 | 555 | 553/1888 | 250W | £132.65 | £159.18 |
| HEN6.1760.C | Chrome | 1760 | 600 | 555 | 675/2303 | 300W | £158.53 | £190.24 |

*There are optional summer heating elements so you can still have warm towels even if your central heating is turned off. See page 8

Thames

Richmond Curved Rails



Curved rails can be used to co-ordinate your bathroom by reflecting other curves you may have in your bathroom. This design allows for even more hanging space for cosy, warm towels.

5 Year Guarantee


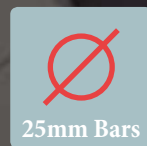
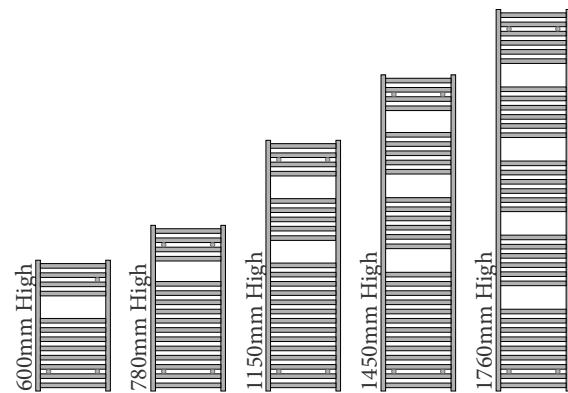
All Electric Available

Dual Fuel Available

Available Finishes



Available Sizes



| PRODUCT CODE | FINISH | SIZE (MM) HEIGHT | SIZE (MM) WIDTH | TAPPING CENTRES (MM) | OUTPUT /T50°C (WATTS/BTU) | DUAL/ELECTRIC | PRICE EX VAT. | PRICE INC VAT. |
|--------------|--------|------------------|-----------------|----------------------|---------------------------|---------------|---------------|----------------|
| RIC4.600.C | Chrome | 600 | 400 | 355 | 167/569 | 75W | £59.19 | £71.03 |
| RIC4.1150.C | Chrome | 1150 | 400 | 355 | 328/1118 | 150W | £119.42 | £143.30 |
| RIC4.1450.C | Chrome | 1450 | 400 | 355 | 407/1387 | 150W | £145.52 | £174.62 |
| RIC4.1760.C | Chrome | 1760 | 400 | 355 | 496/1691 | 200W | £166.31 | £199.57 |
| | | | | | | | | |
| RIC5.780.C | Chrome | 780 | 500 | 455 | 264/900 | 100W | £77.74 | £93.29 |
| RIC5.1150.C | Chrome | 1150 | 500 | 455 | 387/1322 | 150W | £109.32 | £131.18 |
| RIC5.1450.C | Chrome | 1450 | 500 | 455 | 480/1638 | 200W | £132.72 | £159.26 |
| RIC5.1760.C | Chrome | 1760 | 500 | 455 | 585/1997 | 250W | £153.28 | £183.94 |
| | | | | | | | | |
| RIC6.780.C | Chrome | 780 | 600 | 555 | 304/1039 | 100W | £82.66 | £99.19 |
| RIC6.1150.C | Chrome | 1150 | 600 | 555 | 447/1526 | 200W | £116.08 | £139.30 |
| RIC6.1450.C | Chrome | 1450 | 600 | 555 | 553/1888 | 250W | £138.72 | £166.46 |
| RIC6.1760.C | Chrome | 1760 | 600 | 555 | 675/2303 | 300W | £164.41 | £197.29 |

*There are optional summer heating elements so you can still have warm towels even if your central heating is turned off. See page 8

Electric Options

***Electric radiators should only be fitted in the bathroom by a qualified electrician, in accordance with IEE regulations. *Prices to be added to cost of the radiator.**



Important Information:

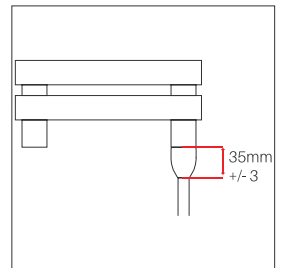
Internal Operating Temperature Range of towel rail or radiator using this element: **65°C** (note: with standard electric elements, the surface temperature of towel rails (specifically chrome plated towel rails) can get hotter than **65°C** (up to **70/80°C** in some cases) due to various factors (capacity, surface area, material type etc). Consider thermostatic or other regulatory devices if surface temperature could be an issue for you.

Standard All Electric Radiator:

A specially modified, oil filled radiator that is wired (via a fused spur) directly into the electrical circuitry of the bathroom. Rated IP X4

- **NOT** able to be plumbed directly into hydraulic central heating systems
- **NO** thermostatic temperature control exists with standard elements

| PRODUCT CODE | MODEL | FINISH | PRICE EX VAT. | PRICE INC VAT. |
|--------------|--------------------------------|----------|---------------|----------------|
| RXEL-100WSTD | 100 Watt Standard All Electric | Standard | £121 | £145 |
| RXEL-120WSTD | 120 Watt Standard All Electric | Standard | £121 | £145 |
| RXEL-150WSTD | 150 Watt Standard All Electric | Standard | £121 | £145 |
| RXEL-200WSTD | 200 Watt Standard All Electric | Standard | £121 | £145 |
| RXEL-300WSTD | 300 Watt Standard All Electric | Standard | £121 | £145 |
| RXEL-400WSTD | 400 Watt Standard All Electric | Standard | £121 | £145 |
| RXEL-500WSTD | 500 Watt Standard All Electric | Standard | £121 | £145 |
| RXEL-600WSTD | 600 Watt Standard All Electric | Standard | £121 | £145 |

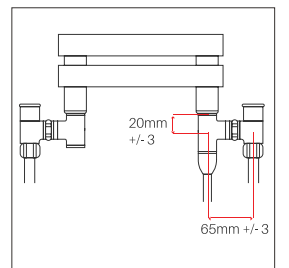


Standard Summer Heating Dual Fuel Kit:

A kit that enables the use of a radiator during the summer months, when the central heating system may be shut down. Rated IP X4

- Enables the plumbing of the radiator into the hydraulic central heating system and direct wiring into the electrical circuitry of the bathroom
- **No** thermostatic temperature control exists with standard elements

| PRODUCT CODE | MODEL | FINISH | PRICE EX VAT. | PRICE INC VAT. |
|--------------|--|----------|---------------|----------------|
| RXDF-100WSTD | 100 Watt Standard Summer Heating Dual Fuel Kit | Standard | £79 | £95 |
| RXDF-120WSTD | 120 Watt Standard Summer Heating Dual Fuel Kit | Standard | £79 | £95 |
| RXDF-150WSTD | 150 Watt Standard Summer Heating Dual Fuel Kit | Standard | £79 | £95 |
| RXDF-200WSTD | 200 Watt Standard Summer Heating Dual Fuel Kit | Standard | £79 | £95 |
| RXDF-300WSTD | 300 Watt Standard Summer Heating Dual Fuel Kit | Standard | £79 | £95 |
| RXDF-400WSTD | 400 Watt Standard Summer Heating Dual Fuel Kit | Standard | £79 | £95 |
| RXDF-500WSTD | 500 Watt Standard Summer Heating Dual Fuel Kit | Standard | £79 | £95 |
| RXDF-600WSTD | 600 Watt Standard Summer Heating Dual Fuel Kit | Standard | £79 | £95 |

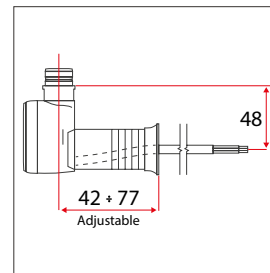
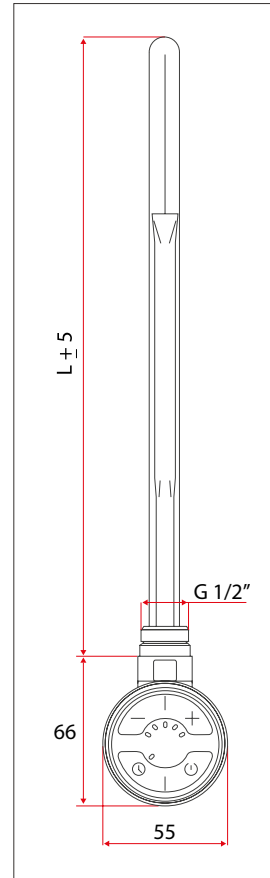


Thermostatic All Electric Radiator:

A specially modified, oil filled radiator that is wired (via a fused spur) directly into the electrical circuitry of the bathroom. Rated IP X5

- NOT able to be plumbed directly into hydraulic central heating systems
- The ability to control temperature exists via a thermostatic temperature control

| PRODUCT CODE | MODEL | FINISH | PRICE EX VAT. | PRICE INC VAT. |
|--------------------|------------------------------------|--------|---------------|----------------|
| RXEL-MOA120WTHR-CH | 120 Watt Thermostatic All Electric | Chrome | £226 | £271 |
| RXEL-MOA200WTHR-CH | 200 Watt Thermostatic All Electric | Chrome | £226 | £271 |
| RXEL-MOA300WTHR-CH | 300 Watt Thermostatic All Electric | Chrome | £226 | £271 |
| RXEL-MOA400WTHR-CH | 400 Watt Thermostatic All Electric | Chrome | £226 | £271 |
| RXEL-MOA600WTHR-CH | 600 Watt Thermostatic All Electric | Chrome | £226 | £271 |

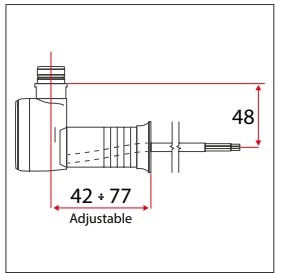
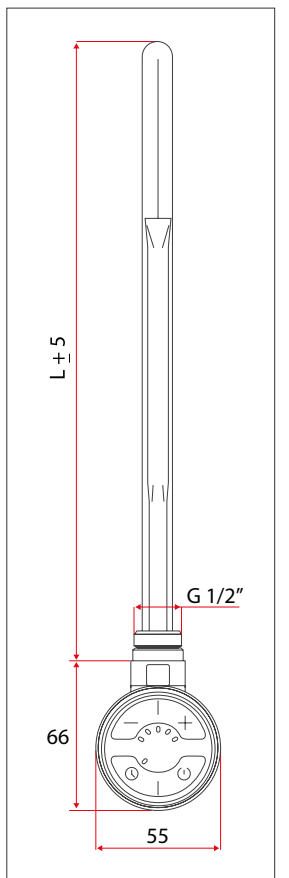


Thermostatic Summer Heating Dual Fuel Kit:












A kit that enables the use of a radiator during the summer months, when the central heating system may be shut down. Rated IP X5

- Enables the plumbing of the radiator into the hydraulic central heating system and direct wiring into the electrical circuitry of the bathroom.
- The ability to control temperature exists via a thermostatic temperature control.

| PRODUCT CODE | MODEL | FINISH | PRICE EX VAT. | PRICE INC VAT. |
|--------------------|-------------------------------------|--------|---------------|----------------|
| RXDF-MOA120WTHR-CH | 120 Watt Thermostatic Dual Fuel Kit | Chrome | £189 | £227 |
| RXDF-MOA200WTHR-CH | 200 Watt Thermostatic Dual Fuel Kit | Chrome | £189 | £227 |
| RXDF-MOA300WTHR-CH | 300 Watt Thermostatic Dual Fuel Kit | Chrome | £189 | £227 |
| RXDF-MOA400WTHR-CH | 400 Watt Thermostatic Dual Fuel Kit | Chrome | £189 | £227 |
| RXDF-MOA600WTHR-CH | 600 Watt Thermostatic Dual Fuel Kit | Chrome | £189 | £227 |

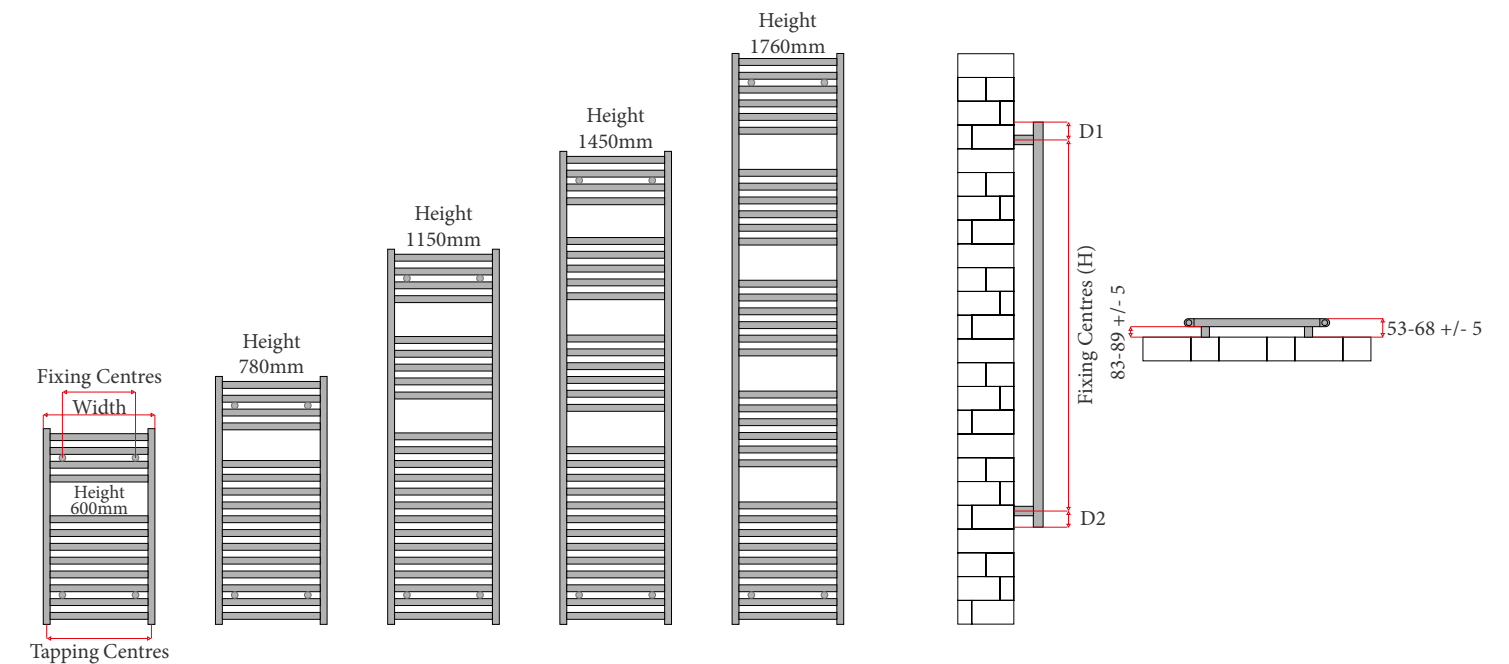


Valves & Accessories

| | PRODUCT CODE | MODEL | QUANTITY | FINISH | PRICE EX VAT. | PRICE INC VAT. |
|---|----------------|---|----------|--------|---------------|----------------|
|  | RV-AQ15ST03-WH | 15mm Aquarius white Straight radiator valve | Each | White | £13 | £16 |
|  | RV-AQ15AN03-WH | 15mm Aquarius white angled radiator valve | Each | White | £13 | £16 |
|  | RV-CI15ST01-CH | Circulus chrome valve straight wheelhead | Each | Chrome | £15 | £18 |
|  | RV-CI15AN01-CH | Circulus chrome valve angled wheelhead | Each | Chrome | £15 | £18 |
|  | RV-CVAN01-CH | Concealed circulus corner valve set | Pair | Chrome | £42 | £51 |
|  | RV-CVANDFO1-CH | Dual fuel concealed circulus corner valve set | Pair | Chrome | £53 | £63 |
|  | RV-TRDST-CH | Traditional straight cross head valve | Pair | Chrome | £48 | £57 |
|  | RV-TRDAN-CH | Traditional angled cross head valve | Pair | Chrome | £48 | £57 |
|  | RV-TRVPCKST-CH | TRV straight valve pack - includes TRV & lockshield | Pair | Chrome | £58 | £70 |
|  | RV-TRVPCKAN-CH | TRV angled valve pack - includes TRV & lockshield | Pair | Chrome | £53 | £63 |
|  | RV-TRVPCKCV-CH | TRV corner valve pack - includes TRV & lockshield | Pair | Chrome | £63 | £76 |

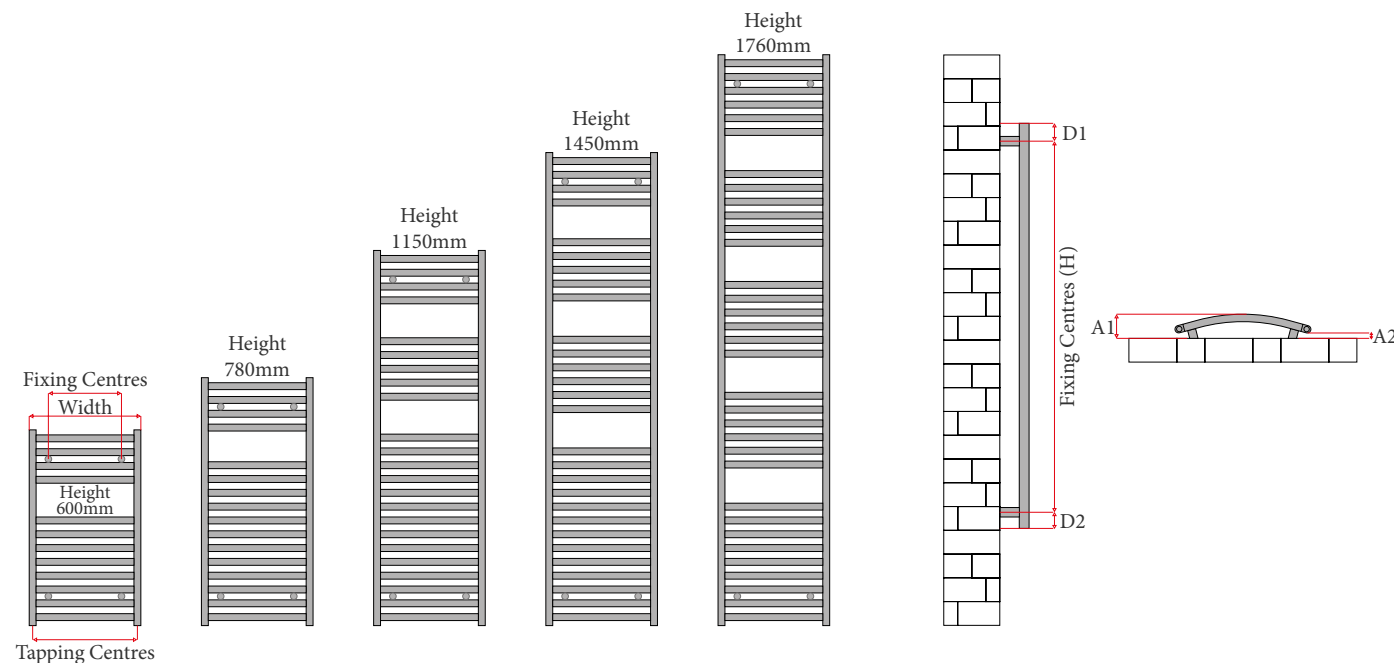
Technical

| HENLEY STRAIGHT | WIDTH (MM) | HEIGHT (MM) | WATER CONTENT (L) | WEIGHT (KG) | TAPPING CENTRES +/- 2MM | FIXING CENTRES (H) +/- 2MM | FIXING CENTRES (L) +/- 2MM | D1 +/- 2MM | D2 +/- 2MM |
|-----------------|------------|-------------|-------------------|-------------|-------------------------|----------------------------|----------------------------|------------|------------|
| HEN3.600 | 300 | 600 | 2.1 | 3.1 | 255 | 401 | 150 | 90 | 108.5 |
| HEN3.780 | 300 | 780 | 2.8 | 4.1 | 255 | 581 | 150 | 90 | 108.5 |
| HEN3.1150 | 300 | 1150 | 4.2 | 6.0 | 255 | 952 | 150 | 90 | 107.5 |
| HEN3.1450 | 300 | 1450 | 5.2 | 7.4 | 255 | 1250 | 150 | 90 | 110 |
| HEN3.1760 | 300 | 1760 | 6.3 | 9.0 | 255 | 1559 | 150 | 90 | 110 |
| HEN4.600 | 400 | 600 | 2.6 | 3.6 | 355 | 401 | 250 | 90 | 108.5 |
| HEN4.780 | 400 | 780 | 3.5 | 4.9 | 355 | 581 | 250 | 90 | 108.5 |
| HEN4.1150 | 400 | 1150 | 5.1 | 7.1 | 355 | 952 | 250 | 90 | 107.5 |
| HEN4.1450 | 400 | 1450 | 6.3 | 8.9 | 355 | 1250 | 250 | 90 | 110 |
| HEN4.1760 | 400 | 1760 | 7.7 | 10.8 | 355 | 1559 | 250 | 90 | 110 |
| HEN5.600 | 500 | 600 | 3.1 | 4.2 | 455 | 401 | 350 | 90 | 108.5 |
| HEN5.780 | 500 | 780 | 4.1 | 5.7 | 455 | 581 | 350 | 90 | 108.5 |
| HEN5.1150 | 500 | 1150 | 6.0 | 8.3 | 455 | 952 | 350 | 90 | 107.5 |
| HEN5.1450 | 500 | 1450 | 7.5 | 10.3 | 455 | 1250 | 350 | 90 | 110 |
| HEN5.1760 | 500 | 1760 | 9.1 | 12.6 | 455 | 1559 | 350 | 90 | 110 |
| HEN6.600 | 600 | 600 | 3.5 | 4.8 | 555 | 401 | 450 | 90 | 108.5 |
| HEN6.780 | 600 | 780 | 4.7 | 6.5 | 555 | 581 | 450 | 90 | 108.5 |
| HEN6.1150 | 600 | 1150 | 7.0 | 9.5 | 555 | 952 | 450 | 90 | 107.5 |
| HEN6.1450 | 600 | 1450 | 8.6 | 11.8 | 555 | 1250 | 450 | 90 | 110 |
| HEN6.1760 | 600 | 1760 | 10.5 | 14.3 | 555 | 1559 | 450 | 90 | 110 |



Technical

| RICHMOND CURVED | WIDTH (MM) | HEIGHT (MM) | WATER CONTENT (L) | WEIGHT (KG) | TAPPING CENTRES +/- 2MM | FIXING CENTRES (H) +/- 2MM | FIXING CENTRES (L) +/- 2MM | D1 +/- 2MM | D2 +/- 2MM | A1 +/- 5MM | A2 +/- 5MM |
|-----------------|------------|-------------|-------------------|-------------|-------------------------|----------------------------|----------------------------|------------|------------|------------|------------|
| RIC4.600 | 400 | 600 | 2.6 | 3.6 | 355 | 401 | 250 | 90 | 108.5 | 82 | 34 |
| RIC4.780 | 400 | 780 | 3.5 | 4.9 | 355 | 581 | 250 | 90 | 108.5 | 82 | 34 |
| RIC4.1150 | 400 | 1150 | 5.1 | 7.1 | 355 | 952 | 250 | 90 | 107.5 | 82 | 34 |
| RIC4.1450 | 400 | 1450 | 6.3 | 8.9 | 355 | 1250 | 250 | 90 | 110 | 82 | 34 |
| RIC4.1760 | 400 | 1760 | 7.7 | 10.8 | 355 | 1559 | 250 | 90 | 110 | 82 | 34 |
| RIC5.600 | 500 | 600 | 3.1 | 4.2 | 455 | 401 | 350 | 90 | 108.5 | 92 | 44 |
| RIC5.780 | 500 | 780 | 4.1 | 5.7 | 455 | 581 | 350 | 90 | 108.5 | 92 | 44 |
| RIC5.1150 | 500 | 1150 | 6.0 | 8.3 | 455 | 952 | 350 | 90 | 107.5 | 92 | 44 |
| RIC5.1450 | 500 | 1450 | 7.5 | 10.3 | 455 | 1250 | 350 | 90 | 110 | 92 | 44 |
| RIC5.1760 | 500 | 1760 | 9.1 | 12.6 | 455 | 1559 | 350 | 90 | 110 | 92 | 44 |
| RIC6.600 | 600 | 600 | 3.5 | 4.8 | 555 | 401 | 450 | 90 | 108.5 | 102 | 54 |
| RIC6.780 | 600 | 780 | 4.7 | 6.5 | 555 | 581 | 450 | 90 | 108.5 | 102 | 54 |
| RIC6.1150 | 600 | 1150 | 7.0 | 9.5 | 555 | 952 | 450 | 90 | 107.5 | 102 | 54 |
| RIC6.1450 | 600 | 1450 | 8.6 | 11.8 | 555 | 1250 | 450 | 90 | 110 | 102 | 54 |
| RIC6.1760 | 600 | 1760 | 10.5 | 14.3 | 555 | 1559 | 450 | 90 | 110 | 102 | 54 |



Returns Policy

Items are expected to be returned in their original packaging and should be returned within 7 days; 20% re-stocking charge on returns will usually apply, but this will be handled on a case-by-case basis; Items delivered must be checked for damages and/or aesthetic imperfections BEFORE installation. Installed items are deemed to be 'accepted' and are non-returnable; Made-to-order items (bespoke sizes and finishes, glass radiators and electric towel rails and radiators) are non-returnable; Any discrepancies with orders (size, finish, quantity, etc.) should be reported within 48 hours of receipt; Please check your delivery carefully. If you notice any signs of damage to the items or packaging, please sign for the goods as 'damaged' as a precaution and report this to Radox Radiators Ltd immediately.

Carriage

Orders totalling a value of less than £50 will incur a £5 +VAT carriage charge. Large, heavy and fragile items may incur a carriage charge- please contact the sales office to confirm.

Important

*Radox reserves the right to change designs and specifications in the interest of product development without prior notice.
*Custom made items are non-returnable - this includes electrical items. Please contact the office for further information.

Find us on



web:www.thamesrails.co.uk mail: info@radoxradiators.com tel: 01225 782819

